


Greenplate Inbench BBQ Dipswitch Settings

NOTE: When changing the dipswitch setting please ensure the BBQ unit has been depowered.

6 Second Delay Option

Both dipswitch 1 and 2 set in the ON position and dipswitches 3 and 4 to be set in the OFF position.


This feature will require the user to hold the push button for 6 seconds before the BBQ will start. Greenplate BBQ's are supplied with this feature as standard.



Push to Start Option

Dipswitch 1 set in the ON position and all other dipswitches to be set in the OFF position.


This feature will start the BBQ by pushing the button once.



Continuous Operation when Power is Connected Option

All dipswitches to be set in the OFF position.

This removes the function of the push button switch. The switch will still show the LED lights indicating when the BBQ has reached temperature and will still flash if fault occurs.



A: Unit 2/15 Natasha Street Capalaba QLD 4157

P: 07 3245 3008

F: 07 3245 3009

E: info@greenplate.com.au

W: www.greenplate.com.au

Copyright © 2020 Greenplate Pty Ltd