


EQUAL ACCESS ELECTRIC BBQ CABINET RANGE

KEY FEATURES

- Blue & White LED Push Button Lighting
- Premium 2mm 316 Stainless-Steel Substructure & Bench Top Construction
- Versatile Configurations
- Equipped with Greenplate's Patented Inbench Electric Barbecues
- DDA Certification and 360° Accessibility

WARRANTY

- Electrical Components - 2 Years
- Heating Element - 5 Years
- All Stainless Steel Components - Lifetime (Includes BBQ, Substructure and Bench Top - Conditions Apply)



Optional BBQ & Bench Accesories

STAINLESS STEEL SINKS



HINGED BBQ COVER



BAFFLE TYPE FAT BIN



ABOVE BENCH HOUSING



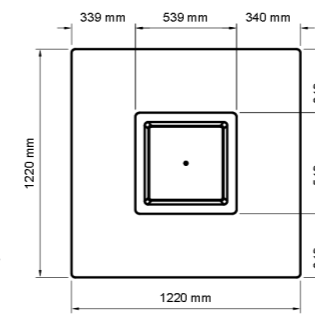
POWDER COATING OPTIONS AVAILABLE P.O.A



Equal Access Electric BBQ Cabinet Range

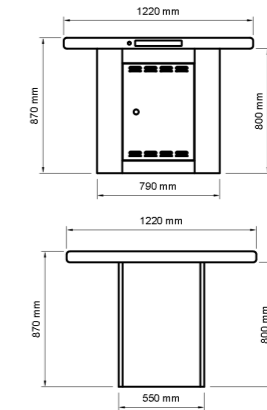
EQUAL ACCESS

SINGLE



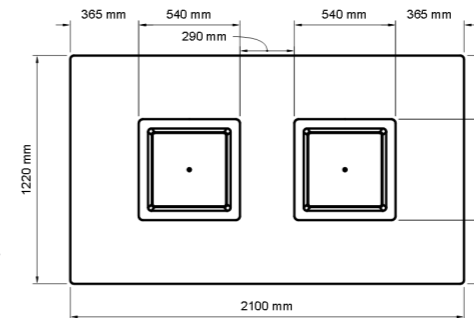
Weight: 95kg*
(Weight Excluding BBQ.
Add 42kg per BBQ)

Product Code: 30068EAS



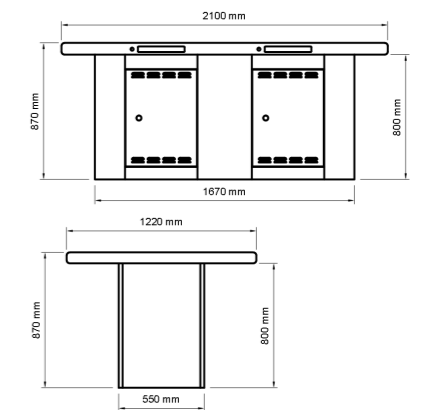
EQUAL ACCESS

DOUBLE 2100



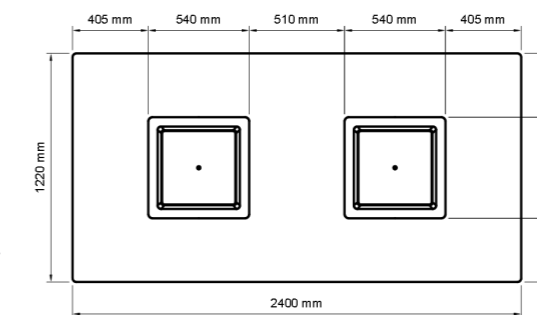
Weight: 140kg*
(Weight Excluding BBQ.
Add 42kg per BBQ)

Product Code: 30068EADBS



EQUAL ACCESS

DOUBLE 2400



Weight: 180kg*
(Weight Excluding BBQ.
Add 42kg per BBQ)

Product Code: 30068EADBM

